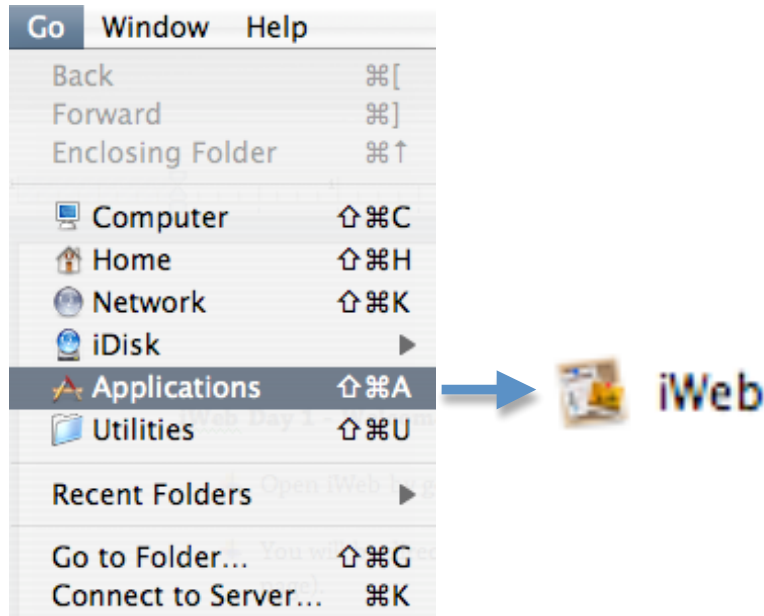


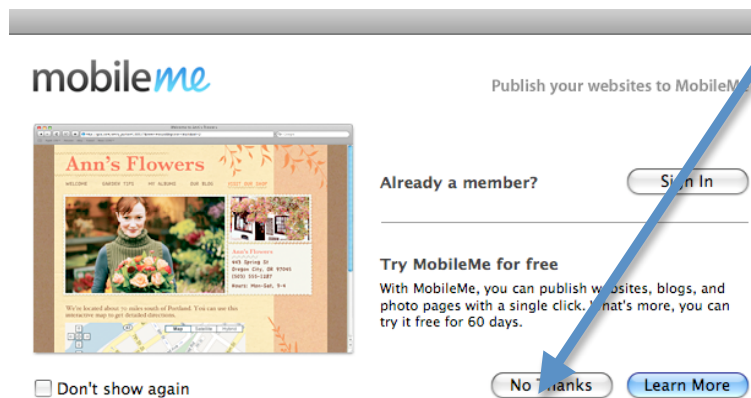
Getting Started

➤ Opening iWeb

Open iWeb by going to your Applications folder and double-clicking its icon:



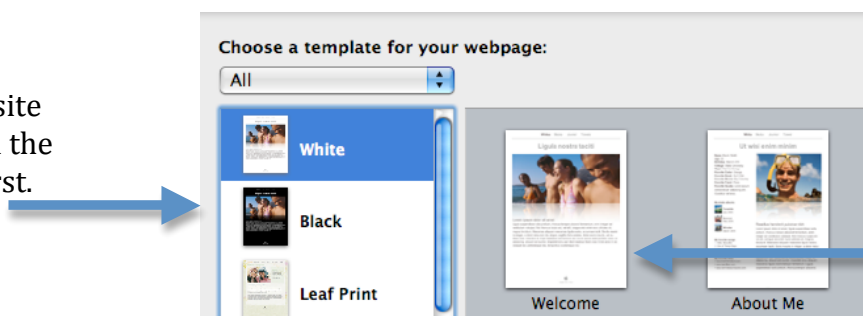
Before the program opens, you will be asked about MobileMe: Choose '**No Thanks**', to move on:



➤ Choosing a Template:

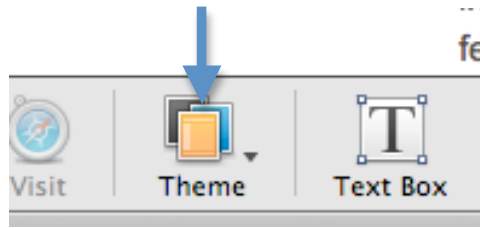
A template is a pre-made layout for your webpage. It includes example images and text that you must replace and edit to customize your webpage.

Choose the site Design from the left panel first.



Choose Welcome from the main panel, after you have chosen a site design

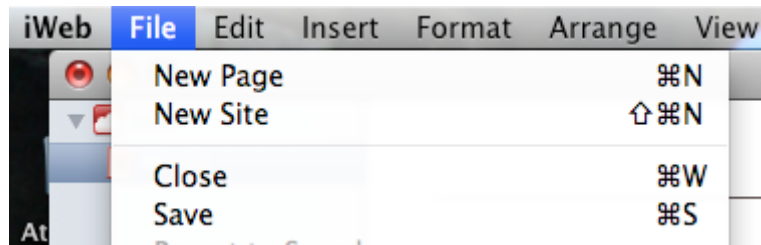
Don't worry too much over choosing the absolute best design, you will be able to change it later using the Theme menu once you are all the way into iWeb:



➤ Saving

Save your work immediately, frequently, and always before you exit.

As with just about any program, you save by using the 'command+s' shortcut, or use the file menu:



➤ Move on to the next part of the project.